





Варианты заданий

1. Укажите рисунок, на котором изображён плод ягода.

1)	 The illustration shows a small branch with three bright red cherries and a single green leaf. Below it is a cross-section of a cherry, revealing a red, fleshy outer layer (epicarp) and a central, lighter-colored seed (stone) surrounded by a thin layer of white tissue (mesocarp).
2)	 The illustration features a whole red raspberry with its characteristic cluster of small drupelets. To its left is a small cross-section of a drupelet. To its right is a detailed view of the ovary, showing several green, pointed styles emerging from a central point.
3)	 The illustration shows a whole red apple with green leaves on a brown stem. To its right is a cross-section of the apple, showing the yellowish flesh, a central core with seeds, and a thin layer of skin.
4)	 The illustration shows a whole green kiwifruit with a small stem. Below it is a cross-section of the kiwifruit, revealing a bright green, fuzzy outer skin and a yellowish-green, fleshy interior with numerous small, dark seeds.